


Home Valispro

Sr. No.	Particular	Yes/No
1	Whether the Listed Entity has issued any partly paid up shares?	No
2	Whether the Listed Entity has issued any Convertible Securities ?	No
3	Whether the Listed Entity has issued any Warrants ?	No
4	Whether the Listed Entity has any shares against which depository receipts are issued?	No
5	Whether the Listed Entity has any shares in locked-in?	No
6	Whether any shares held by promoters are pledge or otherwise encumbered?	No
7	Whether company has equity shares with differential voting rights?	No



### General information about company

Scrip code	523598
Name of the company	SHIPPING CORPORATION OF INDIA LTD.
Whether company is SME	No
Class of Security	Equity Shares
Type of report	Quarterly
Quarter Ended / Half year ended/Date of Report (For Prelisting / Allotment)	30-09-2016
Date of allotment / extinguishment (in case Capital Restructuring selected) / Listing Date	
Shareholding pattern filed under	Regulation 31 (1) (b)



Serial No.	Category	Category / More than 1 percentage	Name of the Shareholders (i)	PAN (ii)	No. of the Shareholders (i)	No. of fully paid up equity shares held (iv)	Total nos. shares held (vii) = (vi)+(iv)	Shareholding as a % of total no. of shares (calculated as per SCRR, 1957) (viii) As a % of (A+B+C2)	Number of Voting Rights held in each class of securities		Total as a % of Total Voting Rights	Shareholding, as a % assuming full conversion of convertible securities (as a percentage of diluted share capital) (xi) = (vii)-(ix) As a % of (A+B+C2)	Number of equity shares held in dematerialised form (xv)	
									Class eg: X	Total				
1	Bodies Corporate	Category			1087	12184997	12184997	2.62	12184997	12184997	2.62	2.62	12166545	
2	Clearing Members	Category			425	1747710	1747710	0.38	1747710	1747710	0.38	0.38	1747710	
3	NRI - Repat	Category			7	24965	24965	0.01	24965	24965	0.01	0.01	24965	
4	NRI - Non Repat	Category			1619	2785016	2785016	0.60	2785016	2785016	0.60	0.60	2460766	
5	Overseas corporate bodies	Category			1	5250	5250	0.00	5250	5250	0.00	0.00	5250	
6	Fruits	Category			32	357181	357181	0.08	357181	357181	0.08	0.08	357181	
					<b>Total</b>	<b>3171</b>	<b>17105119</b>	<b>17105119</b>	<b>3.89</b>	<b>17105119.00</b>	<b>17105119.00</b>	<b>3.89</b>	<b>3.69</b>	<b>16765518</b>

Click here to go back

*[Signature]*



**BIGSHARE SECURITIES P. LTD.**

Header

Validate

Serial No.	Name of the Shareholders (i)	PAN (ii)	No. of fully paid up equity shares held (iv)	Total nos. shares held (vii) = (iv)+(v)+ (vi)	Shareholding as a % of total no. of shares (calculated as per SCRR, 1957) As a % of (A+B+C2) (viii)	Number of Voting Rights held in each class of securities		Total as a % of Total Voting rights	Shareholding, as a % assuming full conversion of convertible securities (as a percentage of diluted share capital) (xi) = (vii)+(x) As a % of (A+B+C2)	Number of equity shares held in dematerialized form (xiv)
						No of Voting (Xiv) Rights	Class eg: X			
<b>B1(g) Insurance Companies</b>										
<b>Disclosure of shareholder holding more than 1% of total number of shares</b>										
1	THE NEW INDIA ASSURANCE COMPANY LTD	AAACN4165C	4958095	4958095	1.06	4958095.00	4958095.00	1.06	1.06	4958095
2	GENERAL INSURANCE CORPORATION OF INDIA	AAACG0615N	5246302	5246302	1.13	5246302.00	5246302.00	1.13	1.13	5246302
3	LIFE INSURANCE CORPORATION OF INDIA	AAACI0582H	57524914	57524914	12.35	57524914.00	57524914.00	12.35	12.35	57524914
	<b>Total</b>		67729311	67729311	14.54	67729311.00	67729311.00	14.54	14.54	67729311

[Click here to go back](#)

Serial No.	Name of the Shareholders (I)	PAN (II)	No. of fully paid up equity shares held (IV)	Total nos. shares held (VII) = (V)+(VI)	Shareholding as a % of total no. of shares (calculated as per SCRR, 1957) As a % of (A+B+C2) (VIII)	Number of Voting Rights held in each class of securities			Shareholding, as a % assuming full conversion of convertible securities (as a percentage of diluted share capital) (XI) = (VII)+(X) As a % of (A+B+C2)	Number of equity shares held in dematerialized form (XIV)	
						No of Voting (XIV) Rights	Class eg: X	Total			
<b>A1(b) Central Government/ State Government(s)</b>											
1	PRESIDENT OF INDIA	ZZZZZ9999Z	296942977	296942977	63.75	296942977.00	296942977.00	296942977.00	63.75	63.75	296942977
		<u>Total</u>	296942977	296942977	63.75	296942977.00	296942977.00	296942977.00	63.75	63.75	296942977

[Click here to go back](#)


Sr	Category & Name of Shareholders	No. of Non-CF Shareholders (10)	No. of fully paid up equity shares held (11)	Total nos. shares held (12) = (10)+(11) (13)	Shareholding as a % of total no. of shares (calculated as per SCRR, 1957) As a % of (A+C2) (14)	Number of Voting Rights held in each class of securities (X)		Total as a % of Total Voting rights (16)	Shareholding as a % assuming full conversion of convertible securities (as a percentage of diluted share capital) (17) = (16)/(X) As a % of (A+C2)	Number of equity shares held (18) (19)
						Class	Total			
<b>Table II - Statement showing shareholding pattern of the Promoter and Promoter Group</b>										
<b>A</b>										
(1)	Indian									
(2)	Individuals (Members of Promoter Group)									
(3)	Central Government/State Government/Local Government/PSUs	1	296942977	296942977	63.75	296942977.00	296942977	63.75	63.75	296942977
(4)	Financial Institutions/Banks									
(5)	Any Other (Specify)									
Sub-total (A1)		1	296942977	296942977	63.75	296942977.00	296942977	63.75	63.75	296942977
<b>B</b>										
(6)	Foreign									
(7)	Individuals (Members of Promoter Group)									
(8)	Government									
(9)	Institutions									
(10)	Foreign Portfolio Investor									
(11)	Any Other (Specify)									
Sub-total (B1)										
Total Shareholding of Promoter and Promoter Group (A1)+(B1)+(A2)		1	296942977	296942977	63.75	296942977.00	296942977	63.75	63.75	296942977
<b>Table III - Statement showing shareholding pattern of the Public Shareholders</b>										
<b>Note: Kindly show details of shareholders having more than one percentage of total nos. of shares. Please refer annexure manual.</b>										
<b>B</b>										
(1)	Individuals	5	53627	53627	0.01	53627	53627	0.01	0.01	53627
(2)	Mutual Funds									
(3)	Venture Capital Funds									
(4)	Alternate Investment Funds									
(5)	Foreign Venture Capital Investors									
(6)	Insurance Companies/Banks	54	13487110	13487110	2.72	13487110	13487110	2.72	2.72	13487110
(7)	Foreign Portfolio Investors	22	4457704	4457704	0.86	4457704	4457704	0.86	0.86	4457704
(8)	Insurance Companies	22	79739447	79739447	17.12	79739447	79739447	17.12	17.12	79739447
(9)	Promoter Funds/Investment Funds									
(10)	Any Other (Specify)	33	5650714	5650714	1.21	5650714	5650714	1.21	1.21	5650714
Sub-total (B1)		136	102886027	102886027	22.02	102886027.00	102886027	22.02	22.02	102886027
<b>C</b>										
(1)	Central Government/State Government/Local Government/PSUs									
(2)	Individuals									
(3)	Non-institutions									
(4)	Individuals (Shareholders holding normal share capital of up to Rs. 2 Lakhs)	154894	39432315	39432315	8.47	39432315	39432315	8.47	8.47	39432315
(5)	Individuals (Shareholders holding common share capital of more than Rs. 2 Lakhs)	135	9729997	9729997	2.09	9729997	9729997	2.09	2.09	9729997
(6)	Mutual Funds									
(7)	Insurance Companies/Banks									
(8)	Foreign Portfolio Investor									
(9)	Any Other (Specify)	1121	17105119	17105119	3.67	17105119	17105119	3.67	3.67	17105119
Sub-total (C1)		158300	66267431	66267431	14.23	66267431.00	66267431	14.23	14.23	66267431
Sub-total (C2)		158317	168560013	168560013	36.25	168560013.00	168560013	36.25	36.25	168560013
Total Public Shareholding (B1)+(C1)+(C2)		136	102886027	102886027	22.02	102886027.00	102886027	22.02	22.02	102886027
<b>Table IV - Statement showing shareholding pattern of the Non-Promoter, Non-Public shareholder</b>										
(1)	Available	158317	465799010	465799010	100.00	465799010.00	465799010	100.00	100.00	465799010
(2)	Not Available	158317	465799010	465799010	100.00	465799010.00	465799010	100.00	100.00	465799010
Total (A+B+C)		158317	465799010	465799010	100.00	465799010.00	465799010	100.00	100.00	465799010
Sub-total (A+B+C)		158317	465799010	465799010	100.00	465799010.00	465799010	100.00	100.00	465799010


Table 1 - Summary Statement holding of specified securities - Data Entry Restricted in this sheet

Sl. No.	Category of Shareholder	No. of Shareholders	No. of Long term securities (LT)	No. of Short term securities (ST)	No. of Shares underlying Depository Receipts (DR)	Total nos. shares held (LT+ST+DR)	Shareholding as a % of Paid-up Equity (LT+ST+DR)	Number of Voting Rights		Total as a % of Voting Rights	No. of Shares underlying Outstanding convertible Securities (OCS)	No. of Shares underlying Outstanding Convertible Warrants (CW)	No. of Shares underlying Convertible Warrants (CW)	Shareholding as a % of Paid-up Equity (including OCS and CW)	Number of Locked in Shares		Number of Shares pledged or otherwise encumbered		Number of Equity Shares held in dematerialized form
								LT	ST						(a)	(b)	(a)	(b)	
(A)	Special & Promoter Group	1	79941277			79989727	63.25	79989727	79989727	63.25				63.25				79989727	
(B)	Public	154312	16682533			16849386	36.25	16849386	16849386	36.25				36.25				16849386	
(C)	Non Promoter - Non Public																		
(D)	Share Underlying DRs																		
(E)	Total	154312	46729810			46779810	100	46779810	46779810	100				100				46779810	

